

## THE SOFTWARE TO SHOW THE PATIENT THE SMILE THAT HAS ALWAYS DREAMED


### The dream smile becomes reality

**smile Lynx**, the digital smile design software, makes it possible for dentists to design the smile of their patients' dreams. In fact, in just 10 minutes it is possible to show a surprising "before" and "after" picture to the patient, during the first appointment.

### **smile Lynx** improves communication with patients and the dental technician

**smile Lynx** allows you to design the ideal smile of your patients.

The possibility of visualizing the final result from the first appointment prepares the patient to experience the path of smile rehabilitation with greater confidence and availability. At the same time, the professionalist will have the advantage of developing smile design projects starting from two simple full-face photographs and being able to send precise information to the dental technician to finalize the work.



## FOCUS



### IMMEDIATE RESULTS

The patient can see the final result from the first appointment, avoiding the typical worries of an analogue work



### EASY TO USE

Thanks to a guided workflow and intuitive controls



### QUICK WORKFLOW

Fast studio-laboratory communication by importing files into your own CAD



### **smile Lynx**: a project in 3 simple steps

- 1 Taking the impression and acquisition of two photographs of the patient, following a guided protocol.
- 2 Uploading the photographs into **smile Lynx** software and, thanks to an intuitive and guided "step-by-step" procedure, creating the project. After showing the patient the final result, it is possible to save a PDF report to share with both the patient and the laboratory.
- 3 To finalize the work in the most complete way, **cad Lynx** software allows you to import the two-dimensional design. In **cad Lynx** the patient's data, photographs and the library used are already present. It is then possible to create the three-dimensional model and then export the STL file and print a model to be tested directly on the patient.

### WHY CHOOSE **smile Lynx**?

- 🦷 Easy to use, thanks to a guided workflow and intuitive controls
- 🦷 Permanent license and rental compatible with Windows and MacOS
- 🦷 Constant updates to improve and keep the software in line with new releases
- 🦷 Better professionalist-patient communication
- 🦷 Quick and accurate data transmission between dental studio and laboratory





THE SOFTWARE TO SHOW THE PATIENT THE SMILE THAT HAS ALWAYS DREAMED

Purchase options


 <p><b>LIFE TIME LICENSE</b> code 88S-SLYNX</p> <p><b>EURO 1,170.00</b></p> <ul style="list-style-type: none"> <li>✓ Calibration Cushion</li> <li>✓ Any updates for the first year</li> </ul> <p><b>1</b></p>	 <p><b>MONTHLY RENTAL</b> code 88S-AFFMSMI</p> <p><b>EURO 37.00</b></p> <ul style="list-style-type: none"> <li>✗ Calibration Cushion</li> <li>✓ Any updates for the first year</li> </ul> <p><b>2</b></p>	 <p><b>ANNUAL RENTAL</b> code 88S-AFFASMI</p> <p><b>EURO 374.00</b></p> <ul style="list-style-type: none"> <li>✗ Calibration Cushion</li> <li>✓ Any updates for the first year</li> </ul> <p><b>3</b></p>
---	---	---


SOFTWARE SPECIFICATIONS

Windows and Mac compatibility; CPU Core 2 Duo 1.6 GHz CPU; 2 GB memory; 1 GB storage; Minimum system requirements: Windows 7+ and MacOS



Accessories

<b>smile Lynx UPDATE</b> Code 88S-AGSMILE	EURO/YEAR	<b>97.00</b>
<b>CALIBRATION CUSHION</b> Code 88S-CUSCI	EURO	<b>97.00</b>
<b>ONLINE COURSE - 90 Minutes duration</b>  Code 88S-COR90MSMI	EURO	<b>150.00</b>
<b>No. 1 CONNECTION of online support</b> Code 88S-SUPLYNX	EURO	<b>30.00</b>
<b>No. 5 CONNECTIONS of online support</b> Code 88S-5SUPLYNX	EURO	<b>125.00</b>



Side page 15 - Calibration cushion